



TrioDocs

Version: 0.4.0

Date: May 25, 2025

Download the latest version on:
<https://triodocs.org>

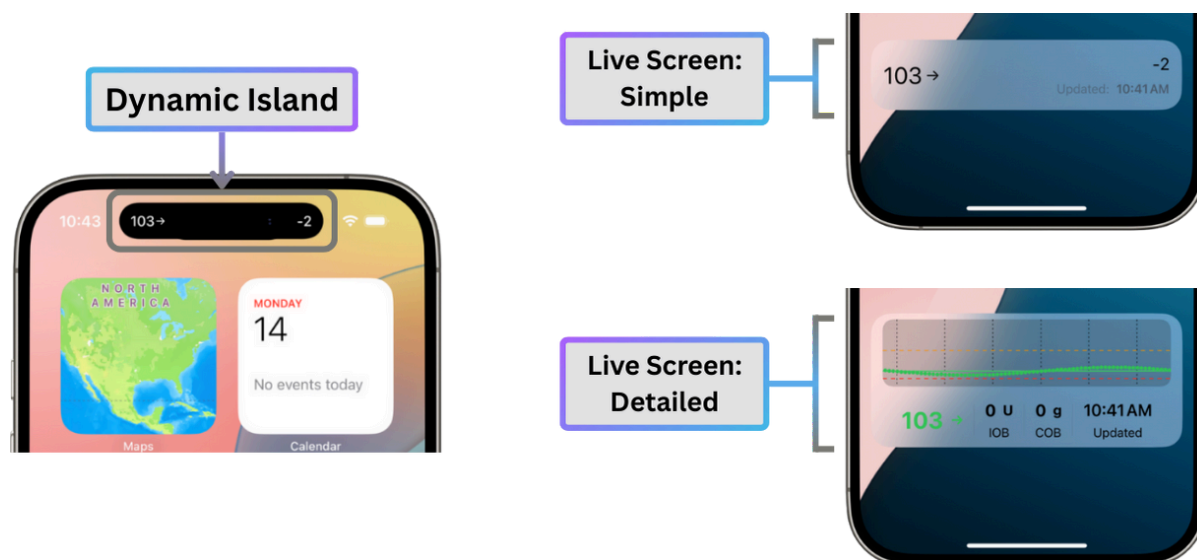
Live Activity

Live Activity

Enable Live Activity

Default: OFF

With Live Activities enabled, Trio displays your current data on your phone's Lock Screen and the Dynamic Island. Once this is enabled, you will have the option to choose either a "Simple" Display or "Detailed" Display with the setting [Live Screen Widget Style](#).

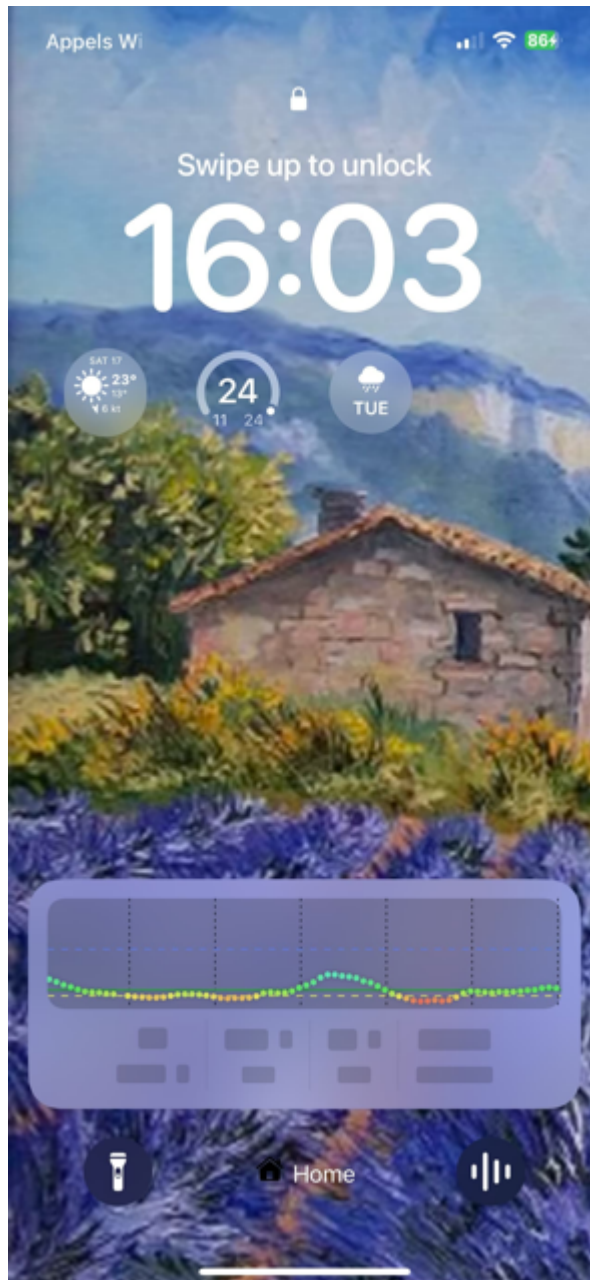


Fix hidden Live Activity values on lock screen

If Trio Live Activities appear greyed out when your iPhone is locked and you want them to remain visible at all times, you need to adjust [this setting](#).

Show Live Activity Values on Locked iPhone

If **Trio Live Activities** appear **greyed out (blurred/hidden)** when your **iPhone is locked**, this is caused by a privacy setting in iOS.



To show all Live Activities even when the phone is locked:

- Open the Apple **Settings** app.
- Tap **Face ID & Passcode**.
- Enter your passcode if prompted.
- Scroll down to the **Allow Access When Locked** section.
- Enable the toggle for **Live Activities**.

i This setting affects all apps

Once enabled, Live Activities from Trio—and other apps—will be shown on the Lock Screen.

Live Screen Widget Style

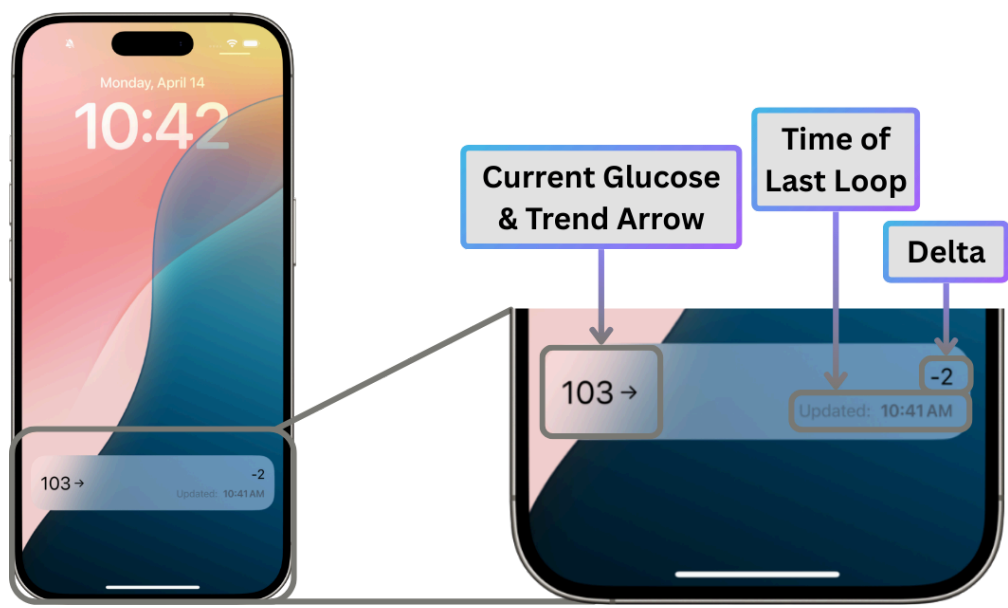
Default: Simple

Customize your Live Activity Widget by choosing between "Simple" or "Detailed"

You'll find more details on both "Simple" and "Detailed" styles below:

Simple

Trio's simple widget displays your current glucose reading, trend arrow, delta, and the timestamp of the current reading.



Detailed

The detailed widget displays your live glucose graph.

